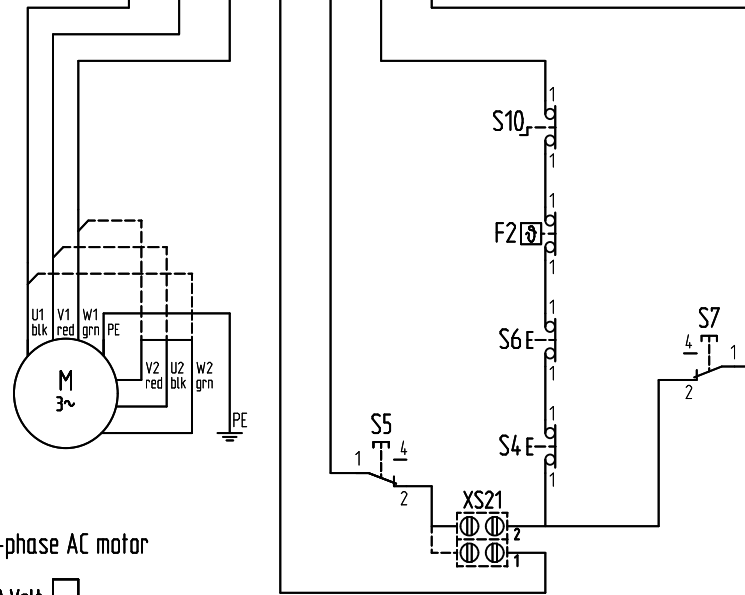
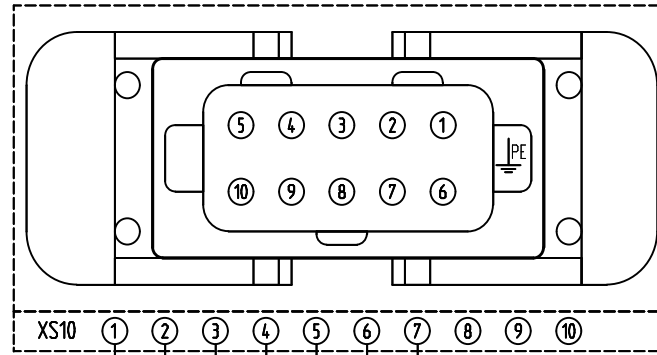


Attention !
The relays used must be interlocked

XS10 = connector plug
 F2 = Thermal switch inside motor winding
 S4 = Safety limit switch for end position S5
 S5 = limit switch
 S6 = Safety limit switch for end position S7
 S7 = limit switch
 S10 = Safety isolator switch for emergency hand crank

Options:

- Potentiometer for actual value / different values on request

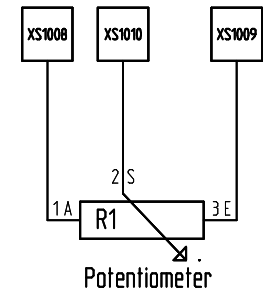


3-phase AC motor

Δ 230 Volt

Y 400 Volt

Voltage Y 3x460VAC

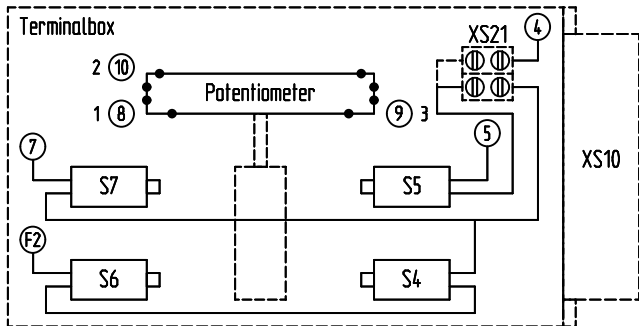


Potentiometer

Yes

No

Value 1KΩ



Subject to technical changes

		Datum		20.02.2017		Frama Morat GmbH & Co. KG		Version 2		Projekt: Compacta		P-No. =cs2158	
		Bearb.		abe / bho		Höchst 7						V-No. +	
		Gepr.		bho		D-79871 Eisenbach				Projekt Nr. 20000000		Blatt 1	
Zustand		Änderung		Datum		Name		Norm		Urspr.		Ers. f.	
										Ers. d.		von 1Bl.	
1		2		3		4		5		6		7	
8		9		10		11		12		13		14	
15		16											