

Attention !

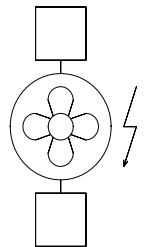
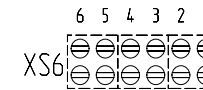
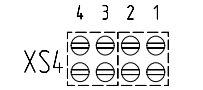
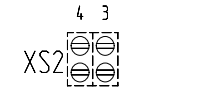
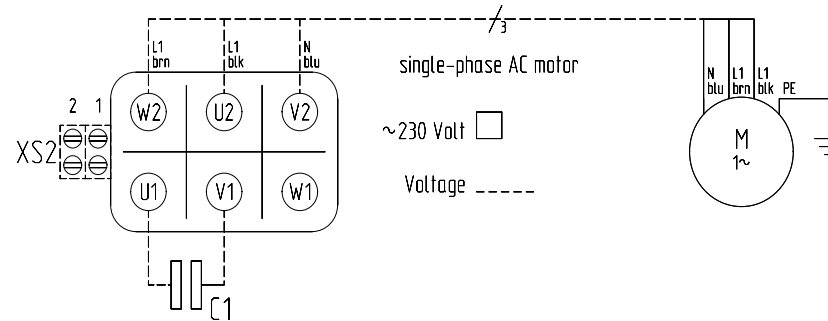
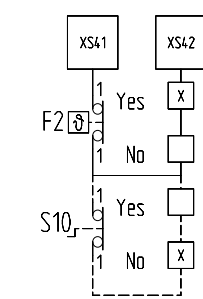
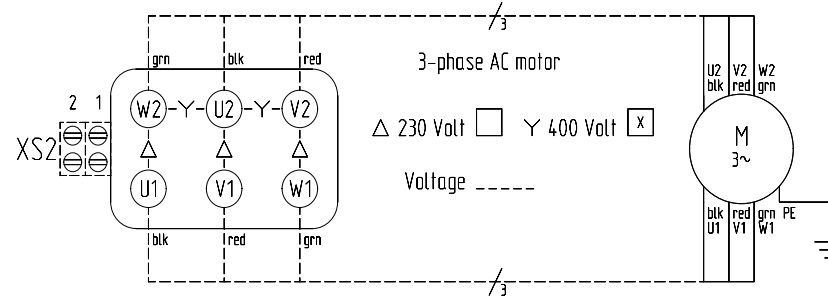
The relays used must be interlocked

- F2 = Thermal switch
- XS2 = terminal strip 2 pole
- XS4 = terminal strip 4 pole
- XS6 = terminal strip 6 pole

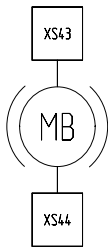
S10 = Safety isolator switch for emergency hand crank

Options:

- S10 emergency hand crank with push-in isolator switch
- Motor brake 24 Volt/DC + 230 Volt/AC + 400 Volt/AC
- External ventilator with axial fan 230 Volt/AC for Compacta MS12
- Incremental-Encoder / different resolutions on request

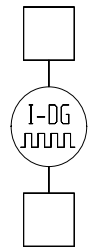


Connection



Connection

Motor brake



Connection

Connection

Incremental-Encoder

Yes
No

Voltage -----

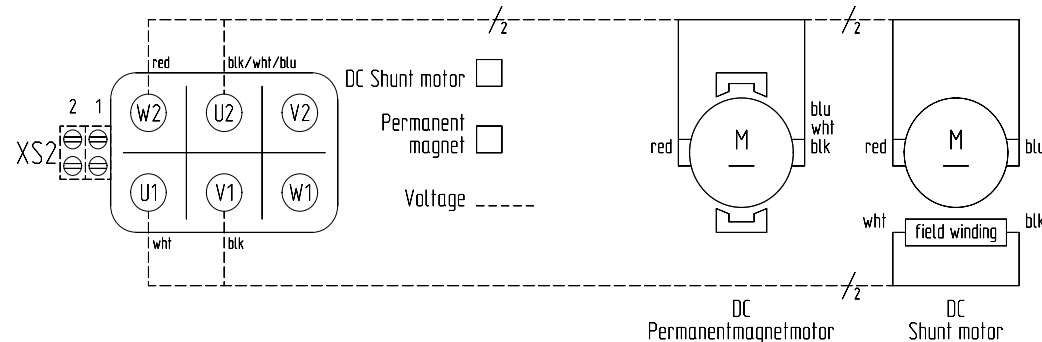
Yes
No

Voltage 230V/AC

Yes
No

Resolutions -----

Connection data refer to supplement



Subject to technical changes

		Datum 08.11.2010		Frama Marat GmbH & Co. KG		Version terminal box		Projekt: Compacta		P-No. =c5056-14329	
		Bearb. A.Beha / O.Trenkle		Höchst 7						V-No. +13375	
		Gepr. H.Henster		D-79871 Eisenbach				Projekt Nr. 20000000		Blatt 1	
Zustand		Änderung		Datum		Name		Norm		Urspr.	
Ers. f.		Ers. d.		Ers. d.		Ers. d.		Zeichnung: c5000.zng		von 1Bl.	