

Attention !

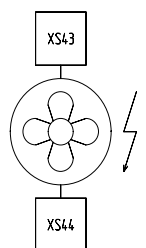
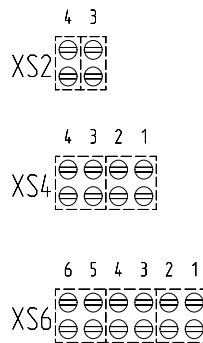
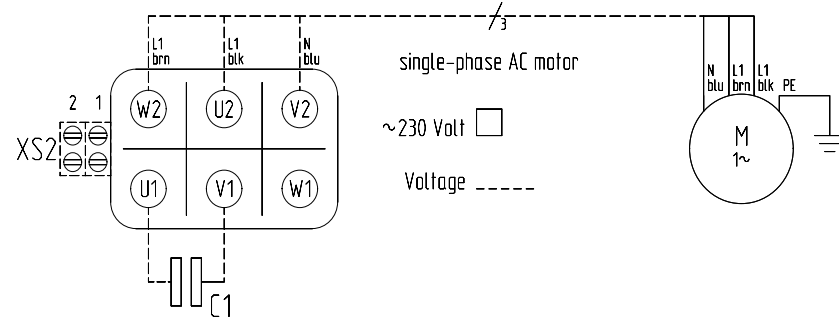
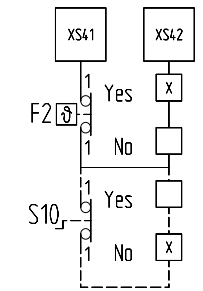
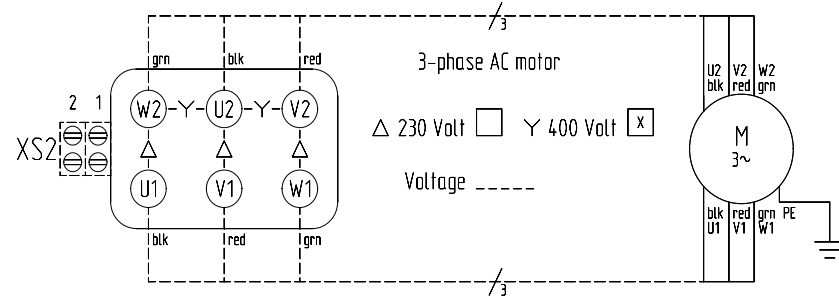
The relays used must be interlocked

- F2 = Thermal switch
- XS2 = terminal strip 2 pole
- XS4 = terminal strip 4 pole
- XS6 = terminal strip 6 pole

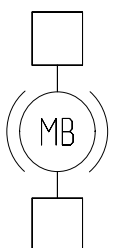
S10 = Safety isolator switch for emergency hand crank

Options:

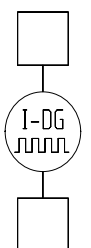
- S10 emergency hand crank with push-in isolator switch
- Motor brake 12 Volt/DC + 24 Volt/DC + 230 Volt/AC + 400 Volt/AC
- External ventilator with axial fan 230 Volt/AC for Compacta MS12
- Incremental-Encoder / different resolutions on request



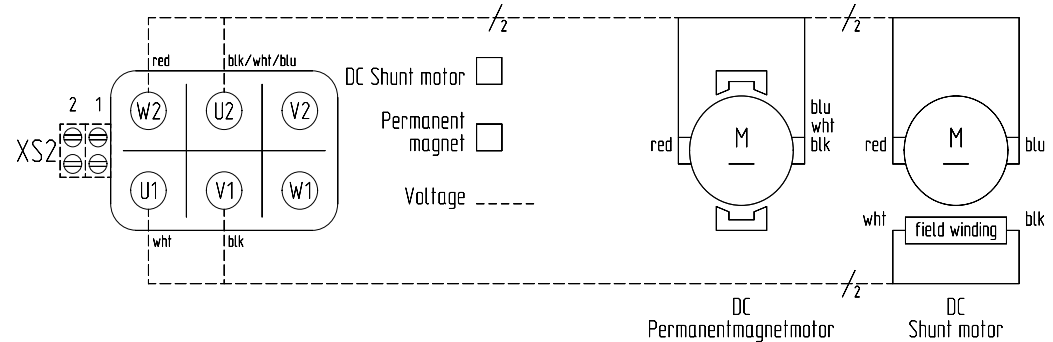
External ventilation
Yes No
Voltage 230 V/AC



Motor brake
Yes No
Voltage -----



Incremental-Encoder
Yes No
Resolutions -----
Connection data refer to supplement



DC Shunt motor
Permanent magnet
Voltage -----

DC Permanentmagnetmotor
DC Shunt motor

Subject to technical changes

F		Datum 02.07.2008		Framo [®]		Framo Morat GmbH & Co. KG		Version terminal box		Projekt: Compacta		=c5021		F	
		Bearb. A.Beha				Höchst 7				Projekt Nr. 20000000		+			
		Gepr. H.Henster				D-79871 Eisenbach				Zeichnung: c5000.zng				Blatt 1	
Zustand		Änderung		Datum		Name		Norm		Urspr.		Ers. f.		Ers. d.	
1		2		3		4		5		6		7		8	